












INSTITUTO ESTATAL ELECTORAL

VOCALÍA DE ORGANIZACIÓN ELECTORAL

COMPUTO FINAL DE LA ELECCIÓN DE AYUNTAMIENTOS

PROCESO ELECTORAL 2001

MUNICIPIO												VOTOS VALIDOS	VOTOS NULOS	TOTAL
	VOTOS	VOTOS	VOTOS	VOTOS	VOTOS	VOTOS	VOTOS	VOTOS	VOTOS	VOTOS	VOTOS			
ABASOLO	1,293	3,702	122	7	3	0	0	1	0	0	0	5,128	101	5,229
ALDAMA	5,077	5,713	570	0	0	0	0	0	0	0	0	11,360	334	11,694
ALTAMIRA	12,659	18,995	7,641	450	46	384	174	363	0	0	0	40,712	1,097	41,809
ANTIGUO MORELOS	1,667	2,177	66	0	6	2	0	2	0	0	0	3,920	76	3,996
BURGOS	519	1,938	1	3	3	0	1	0	0	0	0	2,465	37	2,502
BUSTAMANTE	1,621	1,959	93	6	0	2	3	6	0	0	0	3,690	52	3,742
CAMARGO	2,660	3,882	136	10	1	0	0	3	0	0	0	6,692	162	6,854
CASAS	984	1,236	5	1	0	0	1	0	0	0	0	2,227	36	2,263
CIUDAD MADERO	10,984	23,232	31,960	493	503	211	169	282	0	0	0	67,834	1,349	69,183
CRUILLAS	555	862	0	0	0	0	0	0	0	0	0	1,417	34	1,451
GOMEZ FARIAS	971	2,470	355	0	0	0	0	0	0	0	0	3,796	121	3,917
GONZALEZ	7,152	7,434	287	146	14	12	18	10	0	0	0	15,073	280	15,353
GÜEMEZ	1,979	4,117	71	19	2	1	1	5	0	0	0	6,195	152	6,347
GUERRERO	716	986	4	2	0	0	0	0	0	0	0	1,708	70	1,778
GVO. DIAZ ORDAZ	2,561	3,344	226	108	5	0	0	2	0	0	0	6,246	142	6,388
HIDALGO	3,529	6,207	319	15	17	1	11	59	0	0	0	10,158	196	10,354
JAUMAVE	192	3,832	1,801	17	6	1	4	3	0	0	0	5,856	121	5,977
JIMENEZ	1,247	2,551	34	2	1	1	1	0	0	0	0	3,837	45	3,882
LLERA	3,245	4,672	144	111	7	2	4	2	0	0	0	8,187	126	8,313
MAINERO	690	720	8	2	0	0	0	1	0	0	0	1,421	19	1,440
MANTE	22,126	19,079	780	0	0	8	10	26	0	812	0	42,841	853	43,694
MATAMOROS	56,771	71,886	2,915	60	3,290	75	343	0	0	0	0	135,340	3,288	138,628
MENDEZ	687	1,706	3	2	1	1	0	0	0	0	0	2,400	53	2,453
MIER	1,258	1,658	1	2	0	0	0	2	0	0	0	2,921	46	2,967
MIGUEL ALEMAN	4,428	5,868	97	3	5	0	1	3	0	0	0	10,405	213	10,618
MIQUIHUANA	694	956	0	2	2	0	0	0	0	0	0	1,654	40	1,694
NUEVO LAREDO	32,369	52,178	1,298	821	565	91	27	97	0	0	0	87,446	2,098	89,544
NUEVO MORELOS	34	795	619	0	2	0	0	0	0	0	0	1,450	17	1,467
OCAMPO	2,180	3,575	36	91	3	1	1	1	0	0	0	5,888	96	5,984
PADILLA	2,978	3,382	84	49	4	1	0	0	0	0	0	6,498	79	6,577
PALMILLAS	353	533	0	1	0	0	0	0	0	0	0	887	16	903
REYNOSA	41,318	54,587	19,105	0	0	287	43	0	0	0	2,721	118,061	6,508	124,569
RIO BRAVO	8,706	11,748	4,830	15,818	148	8	5	75	0	0	0	41,338	1,263	42,601
SAN CARLOS	367	2,545	1,442	4	1	0	0	0	0	0	0	4,359	80	4,439
SAN FERNANDO	10,894	10,583	1,668	36	7	2	5	1	0	0	0	23,196	514	23,710
SAN NICOLAS	329	353	0	2	0	0	0	1	0	0	0	685	6	691
SOTO LA MARINA	5,542	4,368	270	10	5	1	0	1	0	0	0	10,197	127	10,324
TAMPICO	60,032	41,164	2,815	495	101	228	12	28	0	0	0	104,875	1,358	106,233
TULA	2,670	7,184	74	78	2	4	2	6	0	0	0	10,020	316	10,336
VALLE HERMOSO	10,311	11,530	359	44	14	1	3	59	0	0	0	22,321	490	22,811
VICTORIA	16,123	59,509	1,623	1,093	144	255	26	41	0	0	0	78,814	2,142	80,956
VILLAGRAN	983	2,125	29	4	3	2	1	0	0	0	0	3,147	31	3,178
XICOTENCATL	5,657	5,447	47	56	3	0	5	7	0	0	0	11,222	183	11,405
TOTAL	347,111	472,788	81,938	20,063	4,914	1,582	871	1,087	0	812	2,721	933,887	24,367	958,254